


PELLA® RESERVE™ TRADITIONAL



**ALUMINUM-
CLAD WOOD
WINDOWS
& PATIO
DOORS**

EXQUISITELY
DESIGNED
WINDOWS AND
DOORS WITH
UNPARALLELED
HISTORICAL
DETAILING.

NOW YOU SEE IT, NOW YOU DON'T.
Self-storing Integrated Roloscreen® retractable
screens let in light, fresh air and nothing else.
Close the window and they roll out of sight.



WHY YOU CAN TRUST PELLA

At Pella, we don't just create windows and doors. We innovate with purpose, design with passion, build with integrity and deliver with pride.

RATED #1 BY HOMEOWNERS FOR INNOVATION¹

We are continually striving to improve what we do and how we do it. That drive has earned us 150 patents and counting for amazing innovations. In 1925 we opened our doors with the patented Roloscreen® retractable screen, a time-tested innovation that is still one of our most desired features today.

RATED #1 BY HOMEOWNERS FOR HIGHEST QUALITY¹

We make products specifically for you with meticulous care and attention. Our wood craftsmen have been honing their skills, on average, for over 14 years — that's longer than it takes for most to earn their PhD. And it doesn't stop there. Our product designs are tested beyond industry standards, so you can trust them to perform. Door designs are tested to 100,000 open and close cycles, and double-hung and casement window designs are tested at least 6,000 times.

THE BEST LIMITED LIFETIME WARRANTY FOR WOOD WINDOWS AND PATIO DOORS²

You can feel confident in your investment. We pride ourselves on providing exceptional quality, exceeding expectations and going beyond requirements. That's why we stand behind all of our wood windows and patio doors with a limited lifetime warranty.³

¹ Study of homeowner perceptions of leading national brands. Study commissioned by Pella, 2021.

² Based on comparing written limited warranties of leading national wood window and wood patio door brands. See written limited warranties for complete details, including exceptions and limitations, at pella.com/warranty, or contact Pella Customer Service.

³ See written limited warranties for complete details, including exceptions and limitations, at pella.com/warranty, or contact Pella Customer Service.

**OUR DEDICATED TEAM
IS PART OF YOUR
PROJECT'S POTENTIAL.
WE PROVIDE SOLUTIONS
TO HELP COMPLETE
YOUR PROJECT."**

— ALAN PICKETT,
PELLA ARCHITECTURAL
SOLUTIONS



WHY CHOOSE WOOD?

Get the beauty and warmth of natural wood, our most customizable designs and exceptional energy efficiency. All Pella wood products are made with high-quality wood, metal and manufacturing processes, regardless of product line.

EXCLUSIVE WOOD PROTECTION

Pella's exclusive EnduraGuard® wood protection is applied after the pieces have been cut and milled, but prior to final assembly, providing advanced protection against the elements.

DESIGNED FOR LONG-LASTING DURABILITY

Intentional jamb-on-sill design helps seal the end grain of the wood and elevates it off the rough opening, reducing the potential to absorb moisture. For added strength and durability, our three-way corner joints are made up of mortise-and-tenon, metal fasteners and commercial adhesive.

QUALITY EXTERIOR AND INTERIOR FINISHES

Extruded aluminum-clad exteriors feature through-stile construction for exceptional durability and EnduraClad® finishes that resist fading and chalking. Interiors can be factory pre-finished to save time. Our prefinish is applied prior to final assembly and kiln-cured for a quality aesthetic.



THE BEST LIMITED LIFETIME WARRANTY FOR WOOD WINDOWS AND PATIO DOORS*

You can be confident in your investment. At Pella, we are committed to designing and building wood products with exceptional quality and durability. This is supported by:

ENDURAGUARD® WOOD PROTECTION
Advanced protection for wood against the effects of moisture, decay, stains from mold and mildew — as well as termite damage.

EXTERIOR ALUMINUM CLADDING
Exceptionally durable aluminum cladding with EnduraClad® exterior finish helps protect windows and patio doors for years.

INSULATING GLASS SEAL
A long-lasting insulating glass seal provides a clear view and exceptional energy efficiency.

* Based on comparing written limited warranties of leading national wood window and wood patio door brands. See written limited warranty for details, including exceptions and limitations, at pella.com/warranty or contact Pella Customer Service.



WHY CHOOSE PELLA® RESERVE™ – TRADITIONAL?

Revel in the authenticity and bring your design vision to life. Exuding the tenets of traditional designs, Pella Reserve – Traditional products provide historical elements with uncompromised attention to detail.

HISTORIC PUTTY PROFILE

Further your aesthetic with the putty profile, recreated with historically accurate angles – providing meaningful depth and a realistic shadow. Pella Reserve products offer the industry's deepest sash dimensions for a richer and more dramatic aesthetic for your project.



EVERY DETAIL MATTERS
 Created for those who refuse to settle for anything less than extraordinary, Pella Reserve – Traditional products provide unparalleled historical detailing. From authentic hardware and a disappearing screen to sash lugs that allow tilting, we've thought of every detail.

THROUGH-STILE CONSTRUCTION

Essential to the tradition of window making, butt joinery and through-stile construction create authentic proportions and emulate historic window design.

INTEGRAL LIGHT TECHNOLOGY®


Pella's Integral Light Technology helps capture the look of true-divided-light without sacrificing energy efficiency.



AUTHENTIC HARDWARE

Complement your project with historically authentic spoon-lock window hardware. Our Antiek casement window hardware is inspired by period furniture to deliver authentic, traditional style. Add charm to patio doors with premium hardware created in collaboration with Baldwin®.

AVAILABLE IN THESE WINDOW AND PATIO DOOR STYLES:



Special shapes also available.

ACHIEVE YOUR VISION WITHOUT CONCESSIONS

TAILOR-MADE SOLUTIONS

Partner with Pella. From preliminary drawings to installation, Pella's expert team of architects, engineers, drafters and consultants can work to deliver custom window and door solutions for your project.

AUTHENTIC LOOK OF TRUE DIVIDED LIGHT

Our Integral Light Technology® grilles help capture the look of true-divided-light without sacrificing energy performance, giving you a more authentic look.

INTEGRATED ROLSCREEN®

The Integrated Rolscreen retractable screen provides a cleaner, more polished look. The Integrated Rolscreen is a double- and single-hung screen that appears when you open the window, and rolls away, out of sight, when you close it.

PUTTY GLAZE PROFILE

Our putty profile with historically accurate angles provides a realistic shadow. Pella® Reserve™ products offer the industry's deepest sash dimension for a richer, deeper and more dramatic aesthetic for your project.

THROUGH-STILE CONSTRUCTION

Essential to the authenticity of traditional window making, historical accuracy is achieved with butt joinery and through-stile construction on the exterior cladding.



EXTRUDED ALUMINUM EXTERIORS

Pella Reserve products are available with extruded aluminum-clad exteriors for exceptional durability. Create a custom exterior color to meet your design needs or choose from our wide variety of color options.

“
**WE KNOW DETAILS MAKE
ALL THE DIFFERENCE.
THAT'S WHY PELLA FOCUSES
ON THE HISTORICAL DETAILS
TO DELIVER THE LEVEL OF
AUTHENTICITY YOU DESIRE.”**

— ALAN PICKETT,
PELLA ARCHITECTURAL SOLUTIONS

THE BEST OF BOTH WORLDS

The Integrated Rolscreen® is there when you need it and hidden when you don't. Stored safely inside the window when it's closed the retractable screen gives a cleaner, more polished look and eliminates maintenance of seasonal screen removal and storage.

COLORS & FINISHES

Wood Types

Choose the wood species that best complements your project's interior.

Custom solutions:



Prefinished Pine Interior Colors

When you select pine, we can prefinish in your choice of a variety of paints and stains. Unfinished or primed and ready-to-paint are also available.



Extruded Aluminum-Clad Exterior Colors

Our low-maintenance EnduraClad® exterior finish resists chalking and fading. Take durability further with EnduraClad Plus protective finish, which meets the industry's highest exterior coating standard to defend against chalking and fading.*




Custom colors are also available.

* EnduraClad Plus protective finish is not available with all colors. See your local Pella sales representative for availability.


WINDOW HARDWARE

Classic Collection

Get a timeless look with authentic styles in classic finishes.



Finishes:




Essential Collection

Select from popular designs and finishes to suit every style.



Finishes:




PATIO DOOR HARDWARE

Classic Collection

Choose timeless pieces, created in collaboration with Baldwin® Hardware, for a look that will never go out of style.

BALDWIN



Finishes:




Essential Collection

Elevate your style and transform your home with elegant selections.



Finishes:



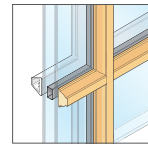
Additional hardware collections available. See your local Pella sales rep for more options.

¹ Flush multi-slide handle is a Pella exclusive design.
² Flush multi-slide handle is not available in Champagne.

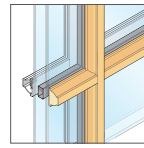
GRILLES

Grille Types

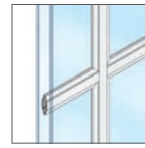
Choose the look of true divided light, or make cleaning easier by selecting grilles-between-the-glass.



Putty Glaze Integral Light Technology® with Ogee Interior¹ 5/8", 7/8" or 1-1/4"



Ogee Integral Light Technology® 7/8", 1-1/4" or 2"



Aluminum Grilles-Between-the-Glass² 3/4"

Grilles-Between-the-Glass Interior Colors:²



Black




White



Brown



Fossil



Ivory



Harvest



Cordovan

GLASS

InsulShield® Low-E Glass³



Advanced Low-E insulating dual- or triple-pane glass with argon⁴



AdvancedComfort Low-E insulating dual-pane glass with argon



NaturalSun Low-E insulating dual- or triple-pane glass with argon⁴



NaturalSun+ Low-E insulating dual-pane glass with argon⁴




SunDefense™ Low-E insulating dual- or triple-pane glass with argon⁴

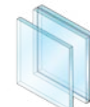


SunDefense+ Low-E insulating dual-pane glass with argon⁴


Additional Glass Options



Laminated (non-impact-resistant)^{5,6} tinted^{5,6} or obscure^{5,6} glass also available on select products



STC (Sound Transmission Class)-improved dual-pane sound control glass^{4,7}



Impact-Resistant glass^{4,5}

ADDED PEACE OF MIND

Integrated Security Sensors

Choose optional, built-in security sensors powered by Insynctive® technology so you can monitor windows and doors while at home or away with the Pella Insynctive App.⁸ Learn more at connectpella.com.

¹ Color-matched to your product's interior and exterior color.

² Appearance of exterior grille color may vary depending on the Low-E insulating glass selection.

³ Optional high-altitude InsulShield Low-E glass is available with or without argon on select products.

⁴ Available on select products only. See your local Pella sales representative for availability.

⁵ Available with Low-E insulating glass with argon on select products.

⁶ For best performance, the laminated glass may be in the interior or exterior pane of the insulating glass, depending on the product.

⁷ Sound control glass consists of dissimilar glass thickness (5mm/3mm).

⁸ Requires the Pella Insynctive App on a smart device, an Insynctive Bridge and a wireless home internet router with internet connection.



REVEL IN THE AUTHENTICITY
Pella's Integral Light Technology®
grilles help capture the look
of true-divided-light without
sacrificing energy performance.



THE BEST LIMITED LIFETIME WARRANTY FOR WOOD WINDOWS AND PATIO DOORS*

Pella wood products are backed by the best limited lifetime warranty for wood windows and patio doors.*

A ten-year limited warranty for Baldwin hardware is included. See written limited warranty for details, including exceptions and limitations, at pella.com/warranty.

NOTE: Product specifications may change without notice.

Actual colors may vary from those shown and products may vary slightly from illustrations and photos.

LEARN MORE AT PELLA.COM OR CALL 833-44-PELLA

* Based on comparing written limited warranties of leading national wood window and wood patio door brands. See Pella written Limited Warranty for details, including exceptions and limitations, at pella.com/warranty, or contact Pella Customer Service at 877-473-5527.

